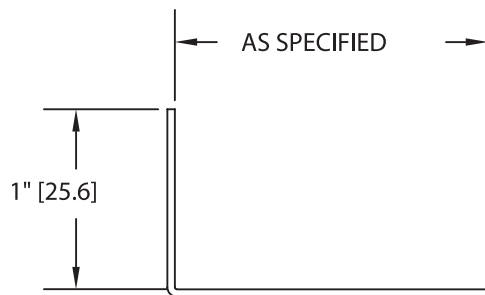
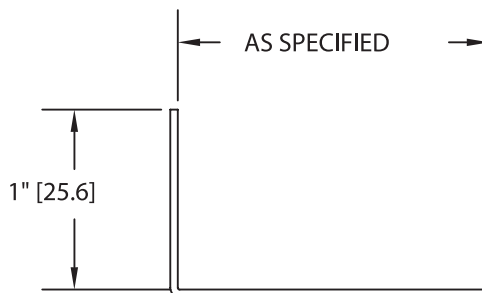


NOTE:


1. THICKNESS (.040" & .060") CHECK DOOR CLEARANCE.
2. LENGTH 8'-0" MAXIMUM
3. DOOR PROTECTION INSTALLED WITH CONTACT CEMENT
4. ALL STANDARD KOROGARD COLORS, .028", .040", & .060"
5. .080" & .125" ARE NON-STANDARD THICKNESSES
6. NON-STANDARD AND CUSTOM COLORS REQUIRE MINIMUMS



MODEL E400



MODEL L400



MODEL P400

KICKPLATES/PUSHPLATES

SCALE: 1: 1