

B100-Series Bumper Guard

1. Locate and install Korogard Bumper Guard in accordance with architectural drawings and specifications. When required, Korogard shop drawings should be used in conjunction with these documents.
2. Lay out the work to be completed, including all component parts, along the base of the wall. Check the material for any damage that may have occurred during shipment and/or handling at the job site.
3. Snap a chalk line at the proper location on the wall to ensure a level installation. Chalk line should be calculated to the center line of the mounting bracket wall fasteners.
4. Place the retainer in the proper location and fasten to wall with proper fasteners (not included).
5. Attach the ends to the retainer. Drill and poprivet in place.
Note: Prior to installation of the Korogard cover, make sure that all fasteners are secure and properly seated.
6. Hold the Korogard cover at an angle and place the top of the cover behind the top of the retainer. Make sure that the cover is placed in the proper position and snap-fit the Korogard cover onto the aluminum retainer by placing hands downward and applying pressure with the heel of each hand to force the cover onto the retainer. Continue along until the complete length of the cover is securely installed.
7. If you have any questions during installation, please call your local Korogard representative.
Note: If the Korogard cover has been supplied in stock lengths, it will be necessary for it to be field-cut. Determine the distance from inside cap to inside cap. It is recommended that the Korogard cover be cut slightly oversize to provide proper alignment between the end caps.

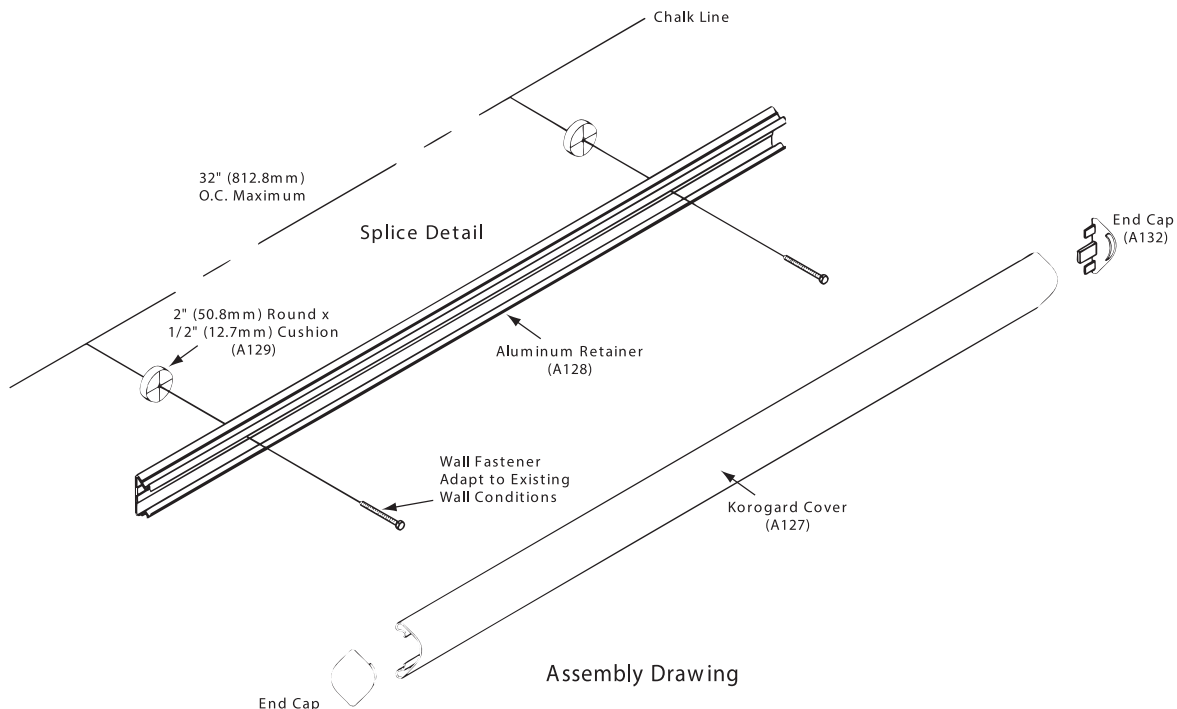
Mounting cushions or brackets vary based on model number:

B120 1/8" (3.18mm) Mounting Cushion

B130 1/2" (12.7mm) Mounting Cushion (shown)

B140 1-1/2" (38.1mm) Mounting Brackets

B150 2" (50.8mm) Mounting Brackets



Installation Dimensions for B100-Series Bumper Guard

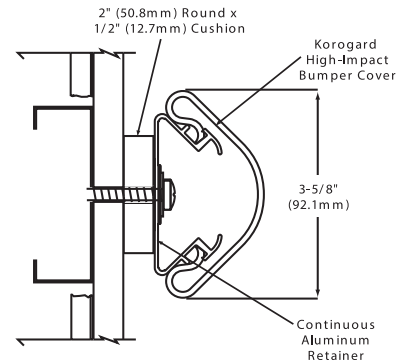
Note: Includes Bumper Guard

Model B120 1/8" (3.18mm) Mounting Cushion

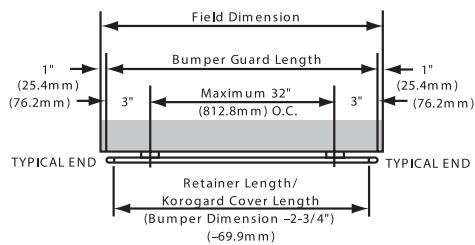
Model B130 1/2" (12.7mm) Mounting Cushion

Model B140 1-1/2" (38.1mm) Mounting Brackets

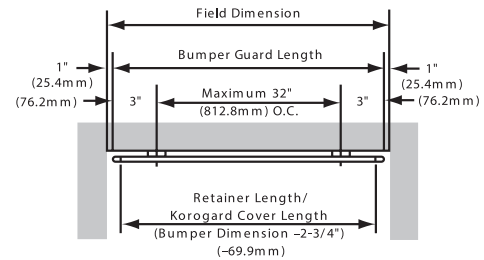
Model B150 2" (50.8mm) Mounting Brackets



Model B130



Typical Straight Length



Typical Straight Length
with Typical Ends

